


Social Work Department, Makerere University
Justus Twesigye
June 21, 2016

COMMUNITY ENTRY, STAY, EXIT AND RETURN

DOS AND DON'TS



Tool Box or 10 Commandments

- No simple tool kit is available for effective community entry, stay, exit, and return.
 - Thus, it is important to try as much as possible to be a good human being as well as an excellent learner.
- 

Language Translation





Dire Consequences?

- A researcher sent a team of assistants to collect data in a community that was engaged in a protracted conflict over a forest reserve, between community members and Government. Rumor had it that the Government planned to send surveyors to demarcate land and to arrest encroachers on the forest reserve. Research assistants had grown in the city and thus could not correctly translate survey in the local language. When asked by suspicious community members what they needed in the community, one research assistant stammered “turi aba surveyor; turenda”.
- You can imagine what followed.

Halo Effect

- First and last impressions matter more than other impressions.


The Halo Effect



What really counts VS. What catches the eye...




Tarmac Road Bias

- Intervention areas are often selected because they are easily accessible by a car. Such areas are likely to be systematically different from those that are not accessible.
 - Rural development tourism which may involve e.g. photo opportunities with “unusual people” and any other forms of opportunistic interactions.
- 



Assessment and not Diagnosis

- Assessment aims at understanding or knowing at a level greater than measuring and diagnosing, which are based on medical or positivistic model of a liner cause and effect relationship.
 - Assessment shifts from emphasis on problems to assets, capacity and problem-solving.
- 

Assessment

CONDUCTING A TRIAL WITH A WITNESS

What you tell me will not leave this room.



Intervene and not Interfere

- Community health workers must run themselves out of jobs so that community members manage their daily lives.
- Community interventions may be intrusive and disruptive towards routines, and can also undermine community's agency for self-determination and direction.
- If you want man to eat fish for a day, give him fish and if you want man to eat fish for the rest of his life, teach him how to fish.



Community Participation

- Empower communities to be in charge of their lives, promote social inclusion and solidarity.
- Facilitate communities to be in charge of their own welfare.
- Be aware of a rescuer's fantasy.

Self-fulfilling Prophecy

- Community health workers are often inclined to find what they are looking for.

Self-fulfilling prophecy


People's preconceived expectations and beliefs determine their behavior, thus, serving to make their expectations come true



Negative expectations




Critical Perspective and Consciousness

- Community members need baskets and not packages of health interventions.
 - Community health workers should do more than providing technical interventions, e.g. by sharing with the community value commitments and social goals.
- 



Diversity and Uniqueness

- Tolerate differences especially between the community health workers and community members.
 - People may not share the same constructions of reality because of differences in ideologies, values and pragmatic interests.
 -
 - Be mindful of intra group diversity, e.g. due to age and gender differences, which if not acknowledge may hinder teamwork, and lead to burnout.
 -
- 

Respect and Responsiveness

- Respect community residents enough to seek and listen to their views.





END



THANK YOU